

Amended Annual Budget

School District No. 58 (Nicola-Similkameen)

June 30, 2017

School District No. 58 (Nicola-Similkameen)

June 30, 2017

Table of Contents

Bylaw	1
Amended Annual Budget - Revenue and Expense - Statement 2	2
Amended Annual Budget - Changes in Net Financial Assets (Debt) - Statement 4	4
Amended Annual Budget - Schedule of Changes in Accumulated Surplus (Deficit) by Fund - Schedule 1	5
Amended Annual Budget - Operating Revenue and Expense - Schedule 2	6
Schedule 2A - Amended Annual Budget - Schedule of Operating Revenue by Source	7
Schedule 2B - Amended Annual Budget - Schedule of Operating Expense by Source	8
Schedule 2C - Amended Annual Budget - Operating Expense by Function, Program and Object	9
Amended Annual Budget - Special Purpose Revenue and Expense - Schedule 3	11
Schedule 3A - Amended Annual Budget - Changes in Special Purpose Funds	12
Amended Annual Budget - Capital Revenue and Expense - Schedule 4	14

*NOTE - Statement 1, Statement 3, Statement 5 and Schedules 4A - 4D are used for Financial Statement reporting only.

AMENDED ANNUAL BUDGET BYLAW


A Bylaw of THE BOARD OF EDUCATION OF SCHOOL DISTRICT NO. 58 (NICOLA-SIMILKAMEEN) (called the "Board") to adopt the Amended Annual Budget of the Board for the fiscal year 2016/2017 pursuant to section 113 of the *School Act*, R.S.B.C., 1996, c. 412 as amended from time to time (called the "Act").


1. Board has complied with the provisions of the Act respecting the Amended Annual Budget adopted by this bylaw.
2. This bylaw may be cited as School District No. 58 (Nicola-Similkameen) Amended Annual Budget Bylaw for fiscal year 2016/2017.
3. The attached Statement 2 showing the estimated revenue and expense for the 2016/2017 fiscal year and the total budget bylaw amount of \$30,243,200 for the 2016/2017 fiscal year was prepared in accordance with the *Act*.
4. Statement 2, 4 and Schedules 1 to 4 are adopted as the Amended Annual Budget of the Board for the fiscal year 2016/2017.

READ A FIRST TIME THE 8th DAY OF FEBRUARY, 2017;

READ A SECOND TIME THE 8th DAY OF FEBRUARY, 2017;

READ A THIRD TIME, PASSED AND ADOPTED THE 8th DAY OF FEBRUARY, 2017;




Chairperson of the Board


Secretary Treasurer

I HEREBY CERTIFY this to be a true original of School District No. 58 (Nicola-Similkameen) Amended Annual Budget Bylaw 2016/2017, adopted by the Board the 8th DAY OF FEBRUARY, 2017.


Secretary Treasurer

School District No. 58 (Nicola-Similkameen)

Statement 2

Amended Annual Budget - Revenue and Expense
Year Ended June 30, 2017

	2017 Amended Annual Budget	2017 Annual Budget
Ministry Operating Grant Funded FTE's		
School-Age	2,220,125	2,219,750
Adult	22,000	26,000
Total Ministry Operating Grant Funded FTE's	2,242,125	2,245,750
Revenues		
	\$	\$
Provincial Grants		
Ministry of Education	23,453,789	23,074,708
Other	23,000	23,000
Other Revenue	3,222,419	3,132,419
Rentals and Leases	65,000	60,000
Investment Income	95,000	90,000
Amortization of Deferred Capital Revenue	801,477	801,477
Total Revenue	27,660,685	27,181,604
Expenses		
Instruction	22,561,516	21,984,058
District Administration	1,101,714	1,078,480
Operations and Maintenance	4,928,832	4,903,423
Transportation and Housing	847,343	705,577
Total Expense	29,439,405	28,671,538
Net Revenue (Expense)	(1,778,720)	(1,489,934)
Budgeted Allocation (Retirement) of Surplus (Deficit)	1,778,720	1,489,934
Budgeted Surplus (Deficit), for the year	-	-
Budgeted Surplus (Deficit), for the year comprised of:		
Operating Fund Surplus (Deficit)		
Special Purpose Fund Surplus (Deficit)		
Capital Fund Surplus (Deficit)		
Budgeted Surplus (Deficit), for the year	-	-

School District No. 58 (Nicola-Similkameen)

Statement 2

Amended Annual Budget - Revenue and Expense
Year Ended June 30, 2017

	2017 Amended Annual Budget	2017 Annual Budget
Budget Bylaw Amount		
Operating - Total Expense	26,332,254	25,647,427
Operating - Tangible Capital Assets Purchased	250,000	250,000
Special Purpose Funds - Total Expense	1,774,764	1,679,708
Special Purpose Funds - Tangible Capital Assets Purchased	280,910	292,926
Capital Fund - Total Expense	1,332,387	1,344,403
Capital Fund - Tangible Capital Assets Purchased from Local Capital	272,885	
Total Budget Bylaw Amount	30,243,200	29,214,464


Approved by the Board



Signature of the Chairperson of the Board of Education

FEB 8/17

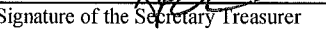
Date Signed



Signature of the Superintendent

FEB 8/17

Date Signed



Signature of the Secretary Treasurer

FEB 8/17

Date Signed

School District No. 58 (Nicola-Similkameen)

Statement 4

Amended Annual Budget - Changes in Net Financial Assets (Debt)
Year Ended June 30, 2017

	2017 Amended Annual Budget	2017 Annual Budget
	\$	\$
Surplus (Deficit) for the year	<u>(1,778,720)</u>	<u>(1,489,934)</u>
Effect of change in Tangible Capital Assets		
Acquisition of Tangible Capital Assets		
From Operating and Special Purpose Funds	(530,910)	(542,926)
From Local Capital	(272,885)	
From Deferred Capital Revenue	(1,669,492)	(476,637)
Total Acquisition of Tangible Capital Assets	<u>(2,473,287)</u>	<u>(1,019,563)</u>
Amortization of Tangible Capital Assets	1,332,387	1,344,403
Total Effect of change in Tangible Capital Assets	<u>(1,140,900)</u>	<u>324,840</u>
	-	-
(Increase) Decrease in Net Financial Assets (Debt)	<u>(2,919,620)</u>	<u>(1,165,094)</u>

School District No. 58 (Nicola-Similkameen)

Schedule 1

Amended Annual Budget - Schedule of Changes in Accumulated Surplus (Deficit) by Fund
Year Ended June 30, 2017

	Operating Fund	Special Purpose Fund	Capital Fund	2017 Amended Annual Budget
	\$	\$	\$	\$
Accumulated Surplus (Deficit), beginning of year	5,640,769	-	13,244,713	18,885,482
Changes for the year				
Net Revenue (Expense) for the year	(1,528,720)	280,910	(530,910)	(1,778,720)
Interfund Transfers				
Tangible Capital Assets Purchased	(250,000)	(280,910)	530,910	-
Net Changes for the year	(1,778,720)	-	-	(1,778,720)
Budgeted Accumulated Surplus (Deficit), end of year	3,862,049	-	13,244,713	17,106,762

School District No. 58 (Nicola-Similkameen)

Schedule 2

Amended Annual Budget - Operating Revenue and Expense
Year Ended June 30, 2017

	2017 Amended Annual Budget	2017 Annual Budget
	\$	\$
Revenues		
Provincial Grants		
Ministry of Education	22,028,115	21,732,074
Other	23,000	23,000
Other Revenue	2,592,419	2,502,419
Rentals and Leases	65,000	60,000
Investment Income	95,000	90,000
Total Revenue	24,803,534	24,407,493
Expenses		
Instruction	21,454,108	20,947,965
District Administration	1,101,714	1,078,480
Operations and Maintenance	2,929,089	2,915,405
Transportation and Housing	847,343	705,577
Total Expense	26,332,254	25,647,427
Net Revenue (Expense)	(1,528,720)	(1,239,934)
Budgeted Prior Year Surplus Appropriation	1,778,720	1,489,934
Net Transfers (to) from other funds		
Tangible Capital Assets Purchased	(250,000)	(250,000)
Total Net Transfers	(250,000)	(250,000)
Budgeted Surplus (Deficit), for the year	-	-

School District No. 58 (Nicola-Similkameen)

Schedule 2A

Amended Annual Budget - Schedule of Operating Revenue by Source
Year Ended June 30, 2017

	2017 Amended Annual Budget	2017 Annual Budget
	\$	\$
Provincial Grants - Ministry of Education		
Operating Grant, Ministry of Education	23,773,229	23,743,635
INAC/LEA Recovery	(2,195,419)	(2,195,419)
Other Ministry of Education Grants		
Pay Equity	120,216	120,216
Funding for Graduated Adults	20,000	10,000
Transportation Supplemental	170,292	
Economic Stability Dividend	9,990	
Return of Administrative Savings	122,301	
Additional Supplement Distribution	-	53,642
FSA Scorer Grant	7,506	
Total Provincial Grants - Ministry of Education	22,028,115	21,732,074
Provincial Grants - Other	23,000	23,000
Other Revenues		
LEA/Direct Funding from First Nations	2,195,419	2,195,419
Miscellaneous		
Miscellaneous Revenue	397,000	307,000
Total Other Revenue	2,592,419	2,502,419
Rentals and Leases	65,000	60,000
Investment Income	95,000	90,000
Total Operating Revenue	24,803,534	24,407,493

School District No. 58 (Nicola-Similkameen)

Schedule 2B

Amended Annual Budget - Schedule of Operating Expense by Source
Year Ended June 30, 2017

	2017 Amended Annual Budget	2017 Annual Budget
	\$	\$
Salaries		
Teachers	10,047,021	10,117,755
Principals and Vice Principals	1,647,054	1,530,975
Educational Assistants	2,106,354	2,097,453
Support Staff	2,783,180	2,762,328
Other Professionals	786,082	768,113
Substitutes	786,914	609,632
Total Salaries	18,156,605	17,886,256
Employee Benefits	4,504,091	4,353,119
Total Salaries and Benefits	22,660,696	22,239,375
Services and Supplies		
Services	1,039,389	1,006,939
Student Transportation	269,960	191,460
Professional Development and Travel	468,196	278,640
Rentals and Leases	-	17,000
Dues and Fees	60,219	60,219
Insurance	82,832	82,832
Supplies	1,184,962	1,204,962
Utilities	566,000	566,000
Total Services and Supplies	3,671,558	3,408,052
Total Operating Expense	26,332,254	25,647,427

School District No. 58 (Nicola-Similkameen)

Amended Annual Budget - Operating Expense by Function, Program and Object
Year Ended June 30, 2017

	Teachers Salaries	Principals and Vice Principals Salaries	Educational Assistants Salaries	Support Staff Salaries	Other Professionals Salaries	Substitutes Salaries	Total Salaries
	\$	\$	\$	\$	\$	\$	\$
1 Instruction							
1.02 Regular Instruction	8,042,352	245,066		446,103	69,291	543,578	9,346,390
1.03 Career Programs	14,753	26,014		4,609		7,847	53,223
1.07 Library Services	237,407	32,460		28,198		9,681	307,746
1.08 Counselling	530,640	82,355		10,442			623,437
1.10 Special Education	1,121,163	129,840	1,680,005	43,756	10,427	118,296	3,103,487
1.30 English Language Learning	10,446	10,820					21,266
1.31 Aboriginal Education	90,260	108,200	426,349		19,255		644,064
1.41 School Administration		1,012,299		456,901		14,012	1,483,212
Total Function 1	10,047,021	1,647,054	2,106,354	990,009	98,973	693,414	15,582,825
4 District Administration							
4.11 Educational Administration					230,331		230,331
4.40 School District Governance					102,500		102,500
4.41 Business Administration				83,773	197,488		281,261
Total Function 4	-	-	-	83,773	530,319	-	614,092
5 Operations and Maintenance							
5.41 Operations and Maintenance Administration				11,524	115,938		127,462
5.50 Maintenance Operations				1,259,089		73,500	1,332,589
5.52 Maintenance of Grounds				106,247		8,500	114,747
5.56 Utilities							-
Total Function 5	-	-	-	1,376,860	115,938	82,000	1,574,798
7 Transportation and Housing							
7.41 Transportation and Housing Administration					40,852		40,852
7.70 Student Transportation				332,538		11,500	344,038
Total Function 7	-	-	-	332,538	40,852	11,500	384,890
9 Debt Services							
Total Function 9	-	-	-	-	-	-	-
Total Functions 1 - 9	10,047,021	1,647,054	2,106,354	2,783,180	786,082	786,914	18,156,605

School District No. 58 (Nicola-Similkameen)

Amended Annual Budget - Operating Expense by Function, Program and Object
Year Ended June 30, 2017

	Total Salaries	Employee Benefits	Total Salaries and Benefits	Services and Supplies	2017 Amended Annual Budget	2017 Annual Budget
	\$	\$	\$	\$	\$	\$
1 Instruction						
1.02 Regular Instruction	9,346,390	2,243,303	11,589,693	1,268,988	12,858,681	12,533,239
1.03 Career Programs	53,223	12,461	65,684	18,250	83,934	65,644
1.07 Library Services	307,746	78,867	386,613	44,981	431,594	433,749
1.08 Counselling	623,437	147,063	770,500		770,500	677,263
1.10 Special Education	3,103,487	865,142	3,968,629	203,961	4,172,590	4,119,211
1.30 English Language Learning	21,266	5,262	26,528	1,500	28,028	36,975
1.31 Aboriginal Education	644,064	172,970	817,034	326,136	1,143,170	1,154,215
1.41 School Administration	1,483,212	362,054	1,845,266	120,345	1,965,611	1,927,669
Total Function 1	15,582,825	3,887,122	19,469,947	1,984,161	21,454,108	20,947,965
4 District Administration						
4.11 Educational Administration	230,331	52,788	283,119	62,700	345,819	341,055
4.40 School District Governance	102,500	4,322	106,822	59,522	166,344	164,344
4.41 Business Administration	281,261	66,178	347,439	242,112	589,551	573,081
Total Function 4	614,092	123,288	737,380	364,334	1,101,714	1,078,480
5 Operations and Maintenance						
5.41 Operations and Maintenance Administration	127,462	27,633	155,095	73,512	228,607	220,518
5.50 Maintenance Operations	1,332,589	338,642	1,671,231	266,595	1,937,826	1,935,250
5.52 Maintenance of Grounds	114,747	29,409	144,156	52,500	196,656	193,637
5.56 Utilities	-	-	-	566,000	566,000	566,000
Total Function 5	1,574,798	395,684	1,970,482	958,607	2,929,089	2,915,405
7 Transportation and Housing						
7.41 Transportation and Housing Administration	40,852	8,294	49,146	750	49,896	48,595
7.70 Student Transportation	344,038	89,703	433,741	363,706	797,447	656,982
Total Function 7	384,890	97,997	482,887	364,456	847,343	705,577
9 Debt Services						
Total Function 9	-	-	-	-	-	-
Total Functions 1 - 9	18,156,605	4,504,091	22,660,696	3,671,558	26,332,254	25,647,427

School District No. 58 (Nicola-Similkameen)

Schedule 3

Amended Annual Budget - Special Purpose Revenue and Expense
Year Ended June 30, 2017

	2017 Amended Annual Budget	2017 Annual Budget
	\$	\$
Revenues		
Provincial Grants		
Ministry of Education	1,425,674	1,342,634
Other Revenue	630,000	630,000
Total Revenue	2,055,674	1,972,634
Expenses		
Instruction	1,107,408	1,036,093
Operations and Maintenance	667,356	643,615
Total Expense	1,774,764	1,679,708
Net Revenue (Expense)	280,910	292,926
Net Transfers (to) from other funds		
Tangible Capital Assets Purchased	(280,910)	(292,926)
Total Net Transfers	(280,910)	(292,926)
Budgeted Surplus (Deficit), for the year	-	-

School District No. 58 (Nicola-Similkameen)

Amended Annual Budget - Changes in Special Purpose Funds

Year Ended June 30, 2017

	Annual Facility Grant	Learning Improvement Fund	Aboriginal Education Technology	Special Education Equipment	Service Delivery Transformation	School Generated Funds	Strong Start	Ready, Set, Learn	OLEP
	\$	\$	\$	\$	\$	\$	\$	\$	\$
Deferred Revenue, beginning of year	211,725	7,857	-	28,199	24,530	229,060	99,232	68,381	-
Add: Restricted Grants									
Provincial Grants - Ministry of Education	136,541	488,968	-	-	-	600,000	128,000	14,700	73,338
Other	136,541	488,968	-	-	-	600,000	128,000	14,700	73,338
Less: Allocated to Revenue	348,266	496,825	-	-	20,000	600,000	128,000	30,000	73,338
Deferred Revenue, end of year	-	-	-	28,199	4,530	229,060	99,232	53,081	-
Revenues	348,266	496,825	-	-	20,000	600,000	128,000	30,000	73,338
Provincial Grants - Ministry of Education	348,266	496,825	-	-	20,000	600,000	128,000	30,000	73,338
Expenses									
Salaries									
Teachers		305,346							
Educational Assistants		105,651							
Support Staff		410,997					87,525		17,754
Employee Benefits		85,828					27,546		3,417
Services and Supplies	67,356	496,825			20,000	600,000	12,929	30,000	52,167
	67,356	496,825			20,000	600,000	128,000	30,000	73,338
Net Revenue (Expense) before Interfund Transfers	280,910	-	-	-	-	-	-	-	-
Interfund Transfers	(280,910)								
Tangible Capital Assets Purchased	(280,910)								
Net Revenue (Expense)	-	-	-	-	-	-	-	-	-

School District No. 58 (Nicola-Similkameen)
 Amended Annual Budget - Changes in Special Purpose Funds
 Year Ended June 30, 2017

	Community/Link	Coding and Curriculum Implementation	AREA Multicultural Program	Charitable Society	TOTAL
	\$	\$	\$	\$	\$
Deferred Revenue, beginning of year	6,206		27,013	161,251	863,454
Add: Restricted Grants					
Provincial Grants - Ministry of Education	285,787	37,252			1,164,586
Other	285,787	37,252			600,000
Less: Allocated to Revenue					
Deferred Revenue, end of year	291,993	37,252	27,013	30,000	2,055,674
	-	-	-	131,251	572,366
Revenues	291,993	37,252		30,000	1,425,674
Provincial Grants - Ministry of Education					630,000
Other Revenue	291,993	37,252		30,000	2,055,674
Expenses					
Salaries					
Teachers	73,634	22,500			419,234
Educational Assistants	30,368				136,019
Support Staff	7,572				95,097
	111,574	22,500			650,350
Employee Benefits	32,043	5,000			153,834
Services and Supplies	148,376	9,752		30,000	970,580
	291,993	37,252		30,000	1,774,764
Net Revenue (Expense) before Interfund Transfers	-	-	-	-	280,910
Interfund Transfers					
Tangible Capital Assets Purchased					(280,910)
Net Revenue (Expense)	-	-	-	-	-

School District No. 58 (Nicola-Similkameen)

Schedule 4

Amended Annual Budget - Capital Revenue and Expense

Year Ended June 30, 2017

	2017 Amended Annual Budget			2017 Annual Budget
	Invested in Tangible Capital Assets	Local Capital	Fund Balance	
	\$	\$	\$	\$
Revenues				
Amortization of Deferred Capital Revenue	801,477		801,477	801,477
Total Revenue	801,477	-	801,477	801,477
Expenses				
Amortization of Tangible Capital Assets				
Operations and Maintenance	1,332,387		1,332,387	1,344,403
Total Expense	1,332,387	-	1,332,387	1,344,403
Net Revenue (Expense)	(530,910)	-	(530,910)	(542,926)
Net Transfers (to) from other funds				
Tangible Capital Assets Purchased	530,910		530,910	542,926
Total Net Transfers	530,910	-	530,910	542,926
Other Adjustments to Fund Balances				
Tangible Capital Assets Purchased from Local Capital	272,885	(272,885)	-	
Total Other Adjustments to Fund Balances	272,885	(272,885)	-	
Budgeted Surplus (Deficit), for the year	272,885	(272,885)	-	-