

1) Title: Word Race – Set as a Daily Routine

Teacher preparation: Demonstrate the lesson (video/phone/taped out simple instructions). Photocopy send/emailed home.

Resource Parents Need: Instructions and copy of boards Level 1 – 10

Instructions to Parents: Make it fun!

Resource: Dolch Sight Word RAN Board – Teachers Pay Teachers



- Race with a parent but they have to cover one of their eyes.
- Have a race, use different pattern (backward, forwards, top to bottom)
- Use dice and games pieces race to the end.

2) **Sight Word Walk and Ticket out the Door** – 2 quick ways to ensure extra doses of automatic naming of sight words happen throughout the day. These can be color coded to differentiate if needed.

When placing arrows on the floor for social distancing and directing traffic in the room include sight words. Color code them for differentiation. This is the only time in our career that we have been able to place tape on the floors...Let's take advantage of this for a fun game.





Guess the Word Game

- Play as a whole class or small group (start with small # of words then increase once students get the game) **Teacher vs Students – if students guess the word in under 7 questions (# can vary) class gets a point and if not teacher gets the point.**
- **Warm up** - Students lay out their sight words out on their desk (**each student has a ring of sight words**). Students take one minute to automatically name them out loud.
- Teacher chooses a word and students start asking questions:
 - Does your word have a sneaky 'E'?
 - Does your word have a 6 letters?
 - Is this word an action?
 - Does your word have a 'ch'?
- Student eliminate words based on player response until someone solves the mystery word

Word Study

1) **Title: Boggle –**

Purpose: Word Study - Use the letters to create words and receive points for the amount of letter you use. This is game that you can direct as whole class or students can play in a small group. To avoid photocopying lots of paper you can use white boards and post a new board each day.

You can differentiate this activity to meet the needs of all students. It is recommended to connect with weekly Word Journey/Study Skill Focus.


1. Basic games: create words and players receive points for the number of letters they use to create words.
2. Advanced focus by asking students to use specific vowel patterns, 'r' controlled vowels, digraphs or inflections.
3. Teacher can create their own boggle to board to connect with the weekly **Word Journey Study**.
4. You can turn Boggle into **WOGGLE / NOGGLE**– put simple words in the boxes and have students create sentences

Teacher Preparation: On-line - email/photocopy of blackmaster sent home with instructions or record mini-lesson. **In Class** white board and dry erase marker.


Resources Parents Need: Boggle blackmaster, pencil

Instructions to parents: Game instructions (simple)

Resource: Boggle Game (Hasbro) or Boggle blackmaster (Teachers Pay Teachers)



Adaptable to a numeracy activity.



Writing

Immediately establish a set of expectations for writing using a check list from in the case that instruction does go back to on-line.

1) Title: Pen Pals – Post Cards

- **Purpose:** Writing endurance with a specific purpose and to connect with another class or students in the class (if learning is on-line).

Teacher preparation: In Class – post cards, buddy class, mini-writing lessons for proper letter writing, Writing checklist. **On-line** – video of lesson, post card, writing checklist and instructions sent home.

Resources Parents Need: Personal device (optional) – paper and pencil


Instructions to Parents: Possibly a phone call to explain those that don't have personal device

Resource: Local post cards or pre-made



2) Personal and Narrative Writing Ideas

Mentor Text for first day




Purpose: Fluency in writing, Personal Awareness and Responsibility, Positive Personal and Cultural Identity. This is a great way to connect students with each other to promote self-M


- **Themes for writing** – September Personal or Narrative Writing
 - Story of my name, Story of my family, Summer News Report, Fall News Report, What Makes Me Smile, What Makes My Heart Happy, Kindness is everywhere, how can I sprinkle it around me.

Teacher Preparation: In class – writing checklist, mini-writing lessons and do some get to know you games. **On-line** – Record mini-lessons or written directions, Personal Journal for writing, writing checklists to edit.


Resources Parents Need: Personal device (optional), pens and eraser



Always a 1st lesson at the beginning of new term or introduction of new writing style.



Pre- watch some news reports to set the tone for a NEWS Article. This is so fun and interesting to see how kids present their summer experiences.



One of my favorite writing pieces to do. The close-up pics of face are always fun! Surprisingly, this is one of the most effective ways to introduce students to each other at beginning of the year.

PERSONAL NARRATIVE RUBRIC				
	3	2	1	
Organization	My writing has a clear beginning, middle, and end.	My writing has a clear beginning and end.	My writing has a beginning and end.	
Content	My writing is about a topic I am interested in and I have shared my ideas.	My writing is about a topic I am interested in.	My writing is about a topic I am interested in.	
Characteristics	My writing is clear and easy to read. I have used words and sentences that I understand.	My writing is clear and easy to read.	My writing is clear and easy to read.	
Meaning	My writing has a clear meaning and I have shared my ideas.	My writing has a clear meaning.	My writing has a clear meaning.	
Total				

3) Title – My To Do List

Purpose: Have students create a to do list for all the things they want to do now that they are back in school. This will provide some critical thinking and reflecting on the things that matter the most to them about school.

Teacher Preparation – Teacher creates a list of their own that they share with the class.

- Ask students to create lists and discuss
- Ask students to limit their list to just 5 things
- Regular Check ins with class to ensure the students have been mindful to fulfill their To Do List.

Learning Activities

Christi Munch

Grade 2/3

- **Title: Word Race**

Purpose: Rapid Automatic Naming – name as many sight words as you can in one minute.

Teacher preparation: Demonstrate the lesson (video/phone/typed out simple instructions). Photocopy sent/emailed home.

Resource Parents Need: Instructions and copy of boards Level 1 - 6

Instructions to Parents: Make it fun!

Resource: Dolch Sight Word RAN Board – Teachers Pay Teachers

Sight Word RAN Board #1

the	to	and	I	you	cat	dog
in	said	for	up	look	boy	girl
and	I	you	cat	dog	a	it
for	up	look	boy	girl	the	to
you	cat	dog	a	it	in	said
look	boy	girl	the	to	and	I

Sight Word RAN Board #1 - Recording Sheet

the	to	and	I	you	cat	dog	a	it
in	said	for	up	look	boy	girl	the	to
and	I	you	cat	dog	a	it	in	said
for	up	look	boy	girl	the	to	and	I
you	cat	dog	a	it	in	said	for	up
look	boy	girl	the	to	and	I	you	cat
Attempt	1 st read	2 nd read	3 rd read	Time				
Date								
For help, email Christi								
christimunch.com								

Make it fun

- Race with a parent but they have to cover one of their eyes.

2) Read Aloud Activities Connected to a hands-on activity

Purpose: To improve comprehension and model fluency and phonemic awareness skills

Teacher Preparation: Record video and post or photocopy of book for those without access to technology - Read aloud should be fun (dress-up). Also, emphasize a phonemic skill such as rhyming or deletion ect.


Resource Parents Need: Photocopy of book or a personal device that they can access the youtube link or video.

Instructions to parents: Play the video or read the book aloud or allow student to read

Resource: Various read aloud books

Fun extension activities that connect to the Read Aloud:

- a. Planting a flower
- b. Snow castle
- c. Make toy or inventions from your mind with random materials at home



3) Title: Boggle

Purpose: Word Study - Use the letters to create words. Players receive points for the number of letters they use to create words.

- a. Can use this using vowel patterns, digraphs, inflections.
- b. One can create their own boggle to board to connect with the weekly word study.

Teacher Preparation: email/photocopy and send home with instructions.

Resources Parents Need: Boggle blackmaster, pencil

Instructions to parents: Game instructions (simple)

Resource : Boggle Game (Hasbro) or Boggle blackmaster (Teachers Pay Teachers)



4) Title: Pen Pals

Purpose: Writing endurance and with a specific purpose

Teacher preparation:

- Connect with another class or students in the class
- Envelopes/stamp/address – secretary helped with this
- **Video lesson of instructions of letter writing or sample with instructions.**

Resources Parents Need: Personal device (optional)

Instructions to Parents: Possibly a phone call to explain those that don't have personal device

Resource:

5) Title: Reader Theatre and Puppet Making

Purpose: Fluency and imaginative play

Teacher Preparation: Photocopy of the readers theatre script and art supplies for set and puppets.

Resources Parents Need: glue, crayons and personal device (if possible)

Instructions to parents: Video tape play (if possible) and send to teacher. Participate as a character in the play.

Resource: Teachers pay teachers, Evan Moor, Scholastics, reading A-Z (endless resources)

- **Students were given a Reader theatre scrip of a Fairly Tale at their instructional level.**
- **Students created setting (backdrop), characters (puppets) and performed.**
- **Video was sent in and were shared with those who gave permission.**



Hints to engage the students and parents:

1. Ask for pictures and then create power point that you share with the whole school community.
2. Prizes and rewards – little things
3. Make phone calls daily rotating through the class list to check in. Sometimes it can be the most simple thing that is getting in the way. Example: supplies.

