



Name of Game: Squish and Read

Targeted Skill: Letter naming, letter/sound correspondence

Anticipated Outcome: Students will be able to name letters or identify initial letter sounds

Grade Level: Kindergarten, Grade 1

Resources Required: Squish and Read game boards (laminating them is highly recommended), medium-sized Ziplock bags (freezer strength is highly recommended), liquid paint (colours of your choosing), packing tape, hard surface to use as a base (i.e. whiteboard or cafeteria tray), wipe-off pens

Explanation to Teacher (game construction): Tape a game board to the hard base. Fill the Ziplock bag 1/4 full of liquid paint (you could also use hair gel with glitter in it, shaving cream...). Remove air from the bag and zip the bag closed. Then tape the bag over the large square playing surface on the game board. Squish the paint around in the bag so that all letters or pictures are covered by paint.


Explanation To Teacher (how game works): Students will squish the paint around in the bag to uncover a letter or picture. Once they have found a letter or picture they will cross off the matching letter (or letter for the sound) on the "Look for:" list. Once all letters are crossed off they can wipe off their marker and try a different game board.

Directions to Children: You will practice finding letters under the paint and matching them to the letters on this list OR You will practice finding a picture under the paint and crossing off the letter that it starts with on this list. Be careful with the paint because if you make a hole in the bag the game can not be used again.

Note to Teacher: Students love playing this game but they initially require very firm limits about picking holes in the Ziplock bag. Once this is established the bags can last for a very long time before needing to be replaced.



z r e n c e e e g g





B b k K s S y Y

B

k

s

Y


S

K


y

b

O O p D m M v v



x
x
c
c
+
+
j
j




z
Z
n
n
p
A
y
H



n
y
z
p
u
z
A
H




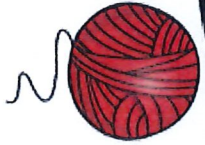


W w P p I i F f



Look
for:

Yy
Pp
Hh
Ww
Rr
Aa
Cc
Dd



Look
for:

Xx

Dd

Ii

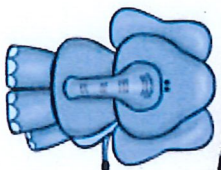
Ff

Vv

Rr

Ee

Uu



Look
for:

Bb

Ss

Zz

Qq

Tt

Oo

Kk

Gg

