

Annual Budget

School District No. 58 (Nicola-Similkameen)

June 30, 2024

School District No. 58 (Nicola-Similkameen)

June 30, 2024

Table of Contents

Bylaw	1
Annual Budget - Revenue and Expense - Statement 2	2
Annual Budget - Changes in Net Financial Assets (Debt) - Statement 4	4
Annual Budget - Operating Revenue and Expense - Schedule 2	5
Schedule 2A - Annual Budget - Schedule of Operating Revenue by Source	6
Schedule 2B - Annual Budget - Schedule of Operating Expense by Object	7
Schedule 2C - Annual Budget - Operating Expense by Function, Program and Object	8
Annual Budget - Special Purpose Revenue and Expense - Schedule 3	10
Schedule 3A - Annual Budget - Changes in Special Purpose Funds	11
Annual Budget - Capital Revenue and Expense - Schedule 4	14

*NOTE - Statement 1, Statement 3, Statement 5, Schedule 1 and Schedules 4A - 4D are used for Financial Statement reporting only.

ANNUAL BUDGET BYLAW

A Bylaw of THE BOARD OF EDUCATION OF SCHOOL DISTRICT NO. 58 (NICOLA-SIMILKAMEEN) (called the "Board") to adopt the Annual Budget of the Board for the fiscal year 2023/2024 pursuant to section 113 of the *School Act*, R.S.B.C., 1996, c. 412 as amended from time to time (called the "Act").


1. The Board has complied with the provisions of the *Act*, Ministerial Orders, and Ministry of Education and Child Care Policies respecting the Annual Budget adopted by this bylaw.
2. This bylaw may be cited as School District No. 58 (Nicola-Similkameen) Annual Budget Bylaw for fiscal year 2023/2024.
3. The attached Statement 2 showing the estimated revenue and expense for the 2023/2024 fiscal year and the total budget bylaw amount of \$37,839,737 for the 2023/2024 fiscal year was prepared in accordance with the *Act*.
4. Statement 2, 4 and Schedules 2 to 4 are adopted as the Annual Budget of the Board for the fiscal year 2023/2024.

READ A FIRST TIME THE 14th DAY OF JUNE, 2023;


READ A SECOND TIME THE 14th DAY OF JUNE, 2023;

READ A THIRD TIME, PASSED AND ADOPTED THE 14th DAY OF JUNE, 2023;

(Corporate Seal)




Chairperson of the Board



Secretary Treasurer

I HEREBY CERTIFY this to be a true original of School District No. 58 (Nicola-Similkameen) Annual Budget Bylaw 2023/2024, adopted by the Board the 14th DAY OF JUNE, 2023.



Secretary Treasurer

School District No. 58 (Nicola-Similkameen)

Annual Budget - Revenue and Expense

Year Ended June 30, 2024

Statement 2

	2024 Annual Budget	2023 Amended Annual Budget
Ministry Operating Grant Funded FTE's		
School-Age	2,107.125	2,106.000
Adult	13.625	13.625
Total Ministry Operating Grant Funded FTE's	2,120.750	2,119.625
Revenues	\$	\$
Provincial Grants		
Ministry of Education and Child Care	30,564,909	37,162,498
Other	34,200	34,200
Other Revenue	3,915,922	4,176,875
Rentals and Leases	88,878	73,647
Investment Income	309,091	157,500
Amortization of Deferred Capital Revenue	1,108,104	1,019,121
Total Revenue	36,021,104	42,623,841
Expenses		
Instruction	28,108,047	26,420,437
District Administration	1,991,948	1,730,021
Operations and Maintenance	5,901,132	14,607,804
Transportation and Housing	1,120,967	1,185,448
Total Expense	37,122,094	43,943,710
Net Revenue (Expense)	(1,100,990)	(1,319,869)
Budgeted Allocation (Retirement) of Surplus (Deficit)	503,986	536,041
Budgeted Surplus (Deficit), for the year	(597,004)	(783,828)
Budgeted Surplus (Deficit), for the year comprised of:		
Operating Fund Surplus (Deficit)		
Special Purpose Fund Surplus (Deficit)		
Capital Fund Surplus (Deficit)	(597,004)	(783,828)
Budgeted Surplus (Deficit), for the year	(597,004)	(783,828)

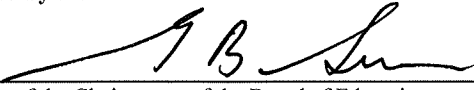


School District No. 58 (Nicola-Similkameen)

Annual Budget - Revenue and Expense

Year Ended June 30, 2024

	2024 Annual Budget	2023 Amended Annual Budget
Budget Bylaw Amount		
Operating - Total Expense	28,353,002	26,432,771
Special Purpose Funds - Total Expense	6,659,841	6,370,357
Special Purpose Funds - Tangible Capital Assets Purchased	155,143	40,000
Capital Fund - Total Expense	2,109,251	11,140,582
Capital Fund - Tangible Capital Assets Purchased from Local Capital	562,500	500,000
Total Budget Bylaw Amount	<u>37,839,737</u>	<u>44,483,710</u>

Approved by the Board

	14 JUNE 2023
Signature of the Chairperson of the Board of Education	Date Signed
	June 14, 2023
Signature of the Superintendent	Date Signed
	June 14, 2023
Signature of the Secretary/Treasurer	Date Signed

School District No. 58 (Nicola-Similkameen)

Annual Budget - Changes in Net Financial Assets (Debt)

Year Ended June 30, 2024

Statement 4

	2024 Annual Budget	2023 Amended Annual Budget
	\$	\$
Surplus (Deficit) for the year	<u>(1,100,990)</u>	<u>(1,319,869)</u>
Effect of change in Tangible Capital Assets		
Acquisition of Tangible Capital Assets		
From Operating and Special Purpose Funds	(155,143)	(40,000)
From Local Capital	(562,500)	(500,000)
From Deferred Capital Revenue	<u>(3,312,421)</u>	<u>(2,786,638)</u>
Total Acquisition of Tangible Capital Assets	(4,030,064)	(3,326,638)
Amortization of Tangible Capital Assets	<u>1,960,251</u>	<u>1,852,949</u>
Total Effect of change in Tangible Capital Assets	(2,069,813)	(1,473,689)
	<u>-</u>	<u>-</u>
(Increase) Decrease in Net Financial Assets (Debt)	<u>(3,170,803)</u>	<u>(2,793,558)</u>

School District No. 58 (Nicola-Similkameen)

Annual Budget - Operating Revenue and Expense

Year Ended June 30, 2024

	2024 Annual Budget	2023 Amended Annual Budget
	\$	\$
Revenues		
Provincial Grants		
Ministry of Education and Child Care	24,404,925	22,119,408
Other	34,200	34,200
Other Revenue	3,111,922	3,521,975
Rentals and Leases	88,878	73,647
Investment Income	209,091	147,500
Total Revenue	<u>27,849,016</u>	<u>25,896,730</u>
Expenses		
Instruction	21,672,839	20,425,127
District Administration	1,871,368	1,614,021
Operations and Maintenance	3,929,281	3,515,424
Transportation and Housing	879,514	878,199
Total Expense	<u>28,353,002</u>	<u>26,432,771</u>
Net Revenue (Expense)	<u>(503,986)</u>	<u>(536,041)</u>
Budgeted Prior Year Surplus Appropriation	<u>503,986</u>	<u>536,041</u>
Budgeted Surplus (Deficit), for the year	<u>-</u>	<u>-</u>

School District No. 58 (Nicola-Similkameen)

Annual Budget - Schedule of Operating Revenue by Source
 Year Ended June 30, 2024

	2024 Annual Budget	2023 Amended Annual Budget
	\$	\$
Provincial Grants - Ministry of Education and Child Care		
Operating Grant, Ministry of Education and Child Care	26,668,220	24,530,519
ISC/LEA Recovery	(3,070,922)	(3,480,975)
Other Ministry of Education and Child Care Grants		
Pay Equity	120,216	120,216
Funding for Graduated Adults	30,966	22,950
Student Transportation Fund	170,292	170,292
Support Staff Benefits Grant	30,025	29,580
FSA Scorer Grant	7,506	7,506
Early Learning Framework (ELF) Implementation	369	369
Labour Settlement Funding	448,253	712,522
Anti-Racism in Early Care		6,429
Total Provincial Grants - Ministry of Education and Child Care	24,404,925	22,119,408
Provincial Grants - Other	34,200	34,200
Other Revenues		
Funding from First Nations	3,070,922	3,480,975
Miscellaneous		
Miscellaneous Grants - Other	41,000	41,000
Total Other Revenue	3,111,922	3,521,975
Rentals and Leases	88,878	73,647
Investment Income	209,091	147,500
Total Operating Revenue	27,849,016	25,896,730

School District No. 58 (Nicola-Similkameen)

Annual Budget - Schedule of Operating Expense by Object
Year Ended June 30, 2024

	2024 Annual Budget	2023 Amended Annual Budget
	\$	\$
Salaries		
Teachers	9,510,322	8,592,946
Principals and Vice Principals	2,363,937	2,230,956
Educational Assistants	3,084,368	2,355,765
Support Staff	3,265,963	2,738,773
Other Professionals	1,280,395	1,313,697
Substitutes	774,939	1,321,899
Total Salaries	20,279,924	18,554,036
Employee Benefits	4,334,185	4,273,328
Total Salaries and Benefits	24,614,109	22,827,364
Services and Supplies		
Services	1,010,479	1,029,943
Student Transportation	160,000	168,016
Professional Development and Travel	290,000	350,745
Rentals and Leases	45,390	550
Dues and Fees	99,488	99,200
Insurance	72,225	98,000
Supplies	1,365,311	1,269,043
Utilities	696,000	589,910
Total Services and Supplies	3,738,893	3,605,407
Total Operating Expense	28,353,002	26,432,771

School District No. 58 (Nicola-Similkameen)

Annual Budget - Operating Expense by Function, Program and Object
Year Ended June 30, 2024

	Teachers Salaries	Principals and Vice Principals Salaries	Educational Assistants Salaries	Support Staff Salaries	Other Professionals Salaries	Substitutes Salaries	Total Salaries
	\$	\$	\$	\$	\$	\$	\$
1 Instruction							
1.02 Regular Instruction	7,926,119	418,740		137,044		398,240	8,880,143
1.03 Career Programs				6,830		10,127	16,957
1.07 Library Services	103,515			24,166		7,568	135,249
1.08 Counselling	346,505						346,505
1.10 Special Education	1,134,183		2,370,263			138,101	3,799,534
1.31 Indigenous Education		156,987			14,349	10,000	902,489
1.41 School Administration		1,624,175	714,105	775,958		15,000	2,415,133
Total Function 1	9,510,322	2,363,937	3,084,368	943,998	14,349	579,036	16,496,010
4 District Administration							
4.11 Educational Administration					460,997		460,997
4.40 School District Governance					155,659		155,659
4.41 Business Administration				195,972	422,464		618,436
Total Function 4	-	-	-	195,972	1,039,120	-	1,235,092
5 Operations and Maintenance							
5.41 Operations and Maintenance Administration				17,048	187,012	5,951	210,011
5.50 Maintenance Operations				1,622,933		94,331	1,717,264
5.52 Maintenance of Grounds				152,263			152,263
5.56 Utilities							-
Total Function 5	-	-	-	1,792,244	187,012	100,282	2,079,538
7 Transportation and Housing							
7.41 Transportation and Housing Administration				17,047	39,914		56,961
7.70 Student Transportation				316,702		95,621	412,323
Total Function 7	-	-	-	333,749	39,914	95,621	469,284
9 Debt Services							
Total Function 9	-	-	-	-	-	-	-
Total Functions 1 - 9	9,510,322	2,363,937	3,084,368	3,265,963	1,280,395	774,939	20,279,924

School District No. 58 (Nicola-Similkameen)
 Annual Budget - Operating Expense by Function, Program and Object
 Year Ended June 30, 2024

	Total Salaries	Employee Benefits	Total Salaries and Benefits	Services and Supplies	2024 Annual Budget	2023 Amended Annual Budget
	\$	\$	\$	\$	\$	\$
1 Instruction						
1.02 Regular Instruction	8,880,143	1,916,647	10,796,790	946,457	11,743,247	11,978,848
1.03 Career Programs	16,957	3,731	20,688	56,639	77,327	77,327
1.07 Library Services	135,249	29,754	165,003	43,254	208,257	206,332
1.08 Counselling	346,505	76,231	422,736	7,446	430,182	420,446
1.10 Special Education	3,799,534	803,904	4,603,438	199,950	4,803,388	3,903,638
1.31 Indigenous Education	902,489	197,355	1,099,844	302,356	1,402,200	1,294,465
1.41 School Administration	2,415,133	536,678	2,951,811	56,427	3,008,238	2,544,071
Total Function 1	16,496,010	3,564,300	20,060,310	1,612,529	21,672,839	20,425,127
4 District Administration						
4.11 Educational Administration	460,997	96,766	557,763	50,000	607,763	496,162
4.40 School District Governance	155,659	32,155	187,814	58,636	246,450	257,163
4.41 Business Administration	618,436	131,215	749,651	267,504	1,017,155	860,696
Total Function 4	1,235,092	260,136	1,495,228	376,140	1,871,368	1,614,021
5 Operations and Maintenance						
5.41 Operations and Maintenance Administration	210,011	39,313	249,324	81,541	330,865	472,817
5.50 Maintenance Operations	1,717,264	363,091	2,080,355	547,623	2,627,978	2,368,218
5.52 Maintenance of Grounds	152,263	29,281	181,544	92,894	274,438	84,479
5.56 Utilities	-	-	-	696,000	696,000	589,910
Total Function 5	2,079,538	431,685	2,511,223	1,418,058	3,929,281	3,515,424
7 Transportation and Housing						
7.41 Transportation and Housing Administration	56,961	8,390	65,351	-	65,351	126,838
7.70 Student Transportation	412,323	69,674	481,997	332,166	814,163	751,361
Total Function 7	469,284	78,064	547,348	332,166	879,514	878,199
9 Debt Services						
Total Function 9	-	-	-	-	-	-
Total Functions 1 - 9	20,279,924	4,334,185	24,614,109	3,738,893	28,353,002	26,432,771

School District No. 58 (Nicola-Similkameen)

Annual Budget - Special Purpose Revenue and Expense

Year Ended June 30, 2024

	2024 Annual Budget	2023 Amended Annual Budget
	\$	\$
Revenues		
Provincial Grants		
Ministry of Education and Child Care	6,010,984	5,755,457
Other Revenue	804,000	654,900
Total Revenue	<u>6,814,984</u>	<u>6,410,357</u>
Expenses		
Instruction	6,435,208	5,995,310
District Administration	120,580	116,000
Operations and Maintenance	43,341	144,430
Transportation and Housing	60,712	114,617
Total Expense	<u>6,659,841</u>	<u>6,370,357</u>
Net Revenue (Expense)	<u>155,143</u>	<u>40,000</u>
Net Transfers (to) from other funds		
Tangible Capital Assets Purchased	(155,143)	(40,000)
Total Net Transfers	<u>(155,143)</u>	<u>(40,000)</u>
Budgeted Surplus (Deficit), for the year	<u>-</u>	<u>-</u>

School District No. 58 (Nicola-Similkameen)

Annual Budget - Changes in Special Purpose Funds

Year Ended June 30, 2024

	Annual Facility Grant	Learning Improvement Fund	Special Education Equipment	School Generated Funds	Strong Start	Ready, Set, Learn	OLEP	Community/ LINK Fund	Classroom Enhancement Fund - Overhead
	\$	\$	\$	\$	\$	\$	\$	\$	\$
Deferred Revenue, beginning of year	-	-	13,703	649,090	-	-	-	-	-
Add: Restricted Grants									
Provincial Grants - Ministry of Education and Child Care	125,854	100,943	-	750,000	128,000	14,700	108,364	317,363	330,403
Other	125,854	100,943	-	750,000	128,000	14,700	108,364	317,363	330,403
Less: Allocated to Revenue	125,854	100,943	13,703	750,000	128,000	14,700	108,364	317,363	330,403
Deferred Revenue, end of year	-	-	-	649,090	-	-	-	-	-
Revenues									
Provincial Grants - Ministry of Education and Child Care	125,854	100,943	13,703	750,000	128,000	14,700	108,364	317,363	330,403
Other Revenue	125,854	100,943	13,703	750,000	128,000	14,700	108,364	317,363	330,403
Expenses									
Salaries									
Teachers							20,000	75,000	75,000
Principals and Vice Principals								35,000	25,000
Educational Assistants		82,067			100,000			10,000	51,000
Support Staff									72,000
Other Professionals							20,325		
Substitutes		82,067			100,000		40,325	120,000	223,000
Employee Benefits	10,711	18,876			23,000	14,700	9,275	27,600	46,230
Services and Supplies	10,711	100,943	13,703	750,000	5,000	14,700	58,764	169,763	21,173
Net Revenue (Expense) before Interfund Transfers	115,143	-	-	-	100,000	14,700	108,364	317,363	290,403
Interfund Transfers									
Tangible Capital Assets Purchased	(115,143)								(40,000)
Net Revenue (Expense)	(115,143)								(40,000)

School District No. 58 (Nicola-Similkameen)

Annual Budget - Changes in Special Purpose Funds

Year Ended June 30, 2024

	Classroom Enhancement Fund - Staffing	First Nation Student Transportation	Mental Health in Schools	Changing Results for Young Children	Seamless Day Kindergarten	Student & Family Affordability	JUST B4	SEY2KT (Early Years to Kindergarten)	ECL Early Care & Learning
	\$	\$	\$	\$	\$	\$	\$	\$	\$
Deferred Revenue, beginning of year	-	60,712	-	-	55,400	38,760	25,000	-	-
Add: Restricted Grants									
Provincial Grants - Ministry of Education and Child Care	4,061,032	-	55,000	6,750	55,400	-	25,000	19,000	175,000
Other	4,061,032	-	55,000	6,750	55,400	-	25,000	19,000	175,000
Less: Allocated to Revenue	4,061,032	60,712	55,000	6,750	55,400	38,760	50,000	19,000	175,000
Deferred Revenue, end of year	-	-	-	-	55,400	-	-	-	-
Revenues	4,061,032	60,712	55,000	6,750	55,400	38,760	50,000	19,000	175,000
Provincial Grants - Ministry of Education and Child Care	4,061,032	60,712	55,000	6,750	55,400	38,760	50,000	19,000	175,000
Other Revenue	-	-	-	-	-	-	-	-	-
Expenses	3,301,652	8,072	-	-	42,295	1,575	-	-	121,629
Salaries									
Teachers									
Principals and Vice Principals									
Educational Assistants					42,295				
Support Staff		8,072							
Other Professionals									
Substitutes									
Employee Benefits	759,380	1,856			9,728	363			27,975
Services and Supplies	4,061,032	50,784	55,000	6,750	3,377	36,822	50,000	19,000	25,396
Tangible Capital Assets Purchased	-	60,712	55,000	6,750	55,400	38,760	50,000	19,000	175,000
Net Revenue (Expense) before Interfund Transfers	-	-	-	-	-	-	-	-	-
Interfund Transfers	-	-	-	-	-	-	-	-	-
Tangible Capital Assets Purchased	-	-	-	-	-	-	-	-	-
Net Revenue (Expense)	-	-	-	-	-	-	-	-	-

School District No. 58 (Nicola-Similkameen)

Annual Budget - Changes in Special Purpose Funds

Year Ended June 30, 2024

	Feeding Futures Fund	AREA Multicultural Program	Charitable Society	ASSAI	United Way	TOTAL
	\$	\$	\$	\$	\$	\$
Deferred Revenue, beginning of year	-	23,141	243,380	30,382	19,498	1,159,066
Add: Restricted Grants						
Provincial Grants - Ministry of Education and Child Care	350,000		40,000		9,000	5,872,809
Other	350,000	-	40,000	-	9,000	799,000
	350,000	5,000	40,000	-	9,000	6,671,809
Less: Allocated to Revenue						
Deferred Revenue, end of year	-	18,141	243,380	30,382	19,498	1,015,891
Revenues						
Provincial Grants - Ministry of Education and Child Care	350,000		40,000		9,000	6,010,984
Other Revenue	350,000	5,000	40,000		9,000	804,000
	350,000	5,000	40,000	-	9,000	6,814,984
Expenses						
Salaries						
Teachers						3,396,652
Principals and Vice Principals						75,000
Educational Assistants						284,362
Support Staff	70,000					140,647
Other Professionals						193,629
Substitutes	70,000					20,325
						4,110,615
Employee Benefits	16,100					940,383
Services and Supplies	263,900	5,000	40,000		9,000	1,608,843
	350,000	5,000	40,000	-	9,000	6,659,841
Net Revenue (Expense) before Interfund Transfers	-	-	-	-	-	155,143
Interfund Transfers						
Tangible Capital Assets Purchased						(155,143)
						(155,143)
Net Revenue (Expense)						-

School District No. 58 (Nicola-Similkameen)

Annual Budget - Capital Revenue and Expense
 Year Ended June 30, 2024

	2024 Annual Budget			2023 Amended Annual Budget
	Invested in Tangible Capital Assets	Local Capital	Fund Balance	
	\$	\$	\$	\$
Revenues				
Provincial Grants				
Ministry of Education and Child Care	149,000		149,000	9,287,633
Investment Income		100,000	100,000	10,000
Amortization of Deferred Capital Revenue	1,108,104		1,108,104	1,019,121
Total Revenue	1,257,104	100,000	1,357,104	10,316,754
Expenses				
Operations and Maintenance	149,000		149,000	9,287,633
Amortization of Tangible Capital Assets				
Operations and Maintenance	1,779,510		1,779,510	1,660,317
Transportation and Housing	180,741		180,741	192,632
Total Expense	2,109,251	-	2,109,251	11,140,582
Net Revenue (Expense)	(852,147)	100,000	(752,147)	(823,828)
Net Transfers (to) from other funds				
Tangible Capital Assets Purchased	155,143		155,143	40,000
Total Net Transfers	155,143	-	155,143	40,000
Other Adjustments to Fund Balances				
Tangible Capital Assets Purchased from Local Capital	562,500	(562,500)	-	
Total Other Adjustments to Fund Balances	562,500	(562,500)	-	
Budgeted Surplus (Deficit), for the year	(134,504)	(462,500)	(597,004)	(783,828)