

Amended Annual Budget

School District No. 58 (Nicola-Similkameen)

June 30, 2024

School District No. 58 (Nicola-Similkameen)

June 30, 2024

Table of Contents

Bylaw	1
Amended Annual Budget - Revenue and Expense - Statement 2	2
Amended Annual Budget - Changes in Net Financial Assets (Debt) - Statement 4	4
Amended Annual Budget - Schedule of Changes in Accumulated Surplus (Deficit) by Fund - Schedule 1	5
Amended Annual Budget - Operating Revenue and Expense - Schedule 2	6
Schedule 2A - Amended Annual Budget - Schedule of Operating Revenue by Source	7
Schedule 2B - Amended Annual Budget - Schedule of Operating Expense by Object	8
Schedule 2C - Amended Annual Budget - Operating Expense by Function, Program and Object	9
Amended Annual Budget - Special Purpose Revenue and Expense - Schedule 3	11
Schedule 3A - Amended Annual Budget - Changes in Special Purpose Funds	12
Amended Annual Budget - Capital Revenue and Expense - Schedule 4	15

*NOTE - Statement 1, Statement 3, Statement 5 and Schedules 4A - 4D are used for Financial Statement reporting only.

AMENDED ANNUAL BUDGET BYLAW

A Bylaw of THE BOARD OF EDUCATION OF SCHOOL DISTRICT NO. 58 (NICOLA-SIMILKAMEEN) (called the "Board") to adopt the Amended Annual Budget of the Board for the fiscal year 2023/2024 pursuant to section 113 of the *School Act*, R.S.B.C., 1996, c. 412 as amended from time to time (called the "Act").

1. The Board has complied with the provisions of the *Act*, Ministerial Orders, and Ministry of Education and Child Care Policies respecting the Amended Annual Budget adopted by this bylaw.
2. This bylaw may be cited as School District No. 58 (Nicola-Similkameen) Amended Annual Budget Bylaw for fiscal year 2023/2024.
3. The attached Statement 2 showing the estimated revenue and expense for the 2023/2024 fiscal year and the total budget bylaw amount of \$39,999,398 for the 2023/2024 fiscal year was prepared in accordance with the *Act*.
4. Statement 2, 4 and Schedules 1 to 4 are adopted as the Amended Annual Budget of the Board for the fiscal year 2023/2024.

READ A FIRST TIME THE 21st DAY OF FEBRUARY, 2024;


READ A SECOND TIME THE 21st DAY OF FEBRUARY, 2024;

READ A THIRD TIME, PASSED AND ADOPTED THE 21st DAY OF FEBRUARY, 2024;

(Corporate Seal)



Chairperson of the Board



Secretary Treasurer

I HEREBY CERTIFY this to be a true original of School District No. 58 (Nicola-Similkameen) Amended Annual Budget Bylaw 2023/2024, adopted by the Board the 21st DAY OF FEBRUARY, 2024.



Secretary Treasurer

School District No. 58 (Nicola-Similkameen)

Amended Annual Budget - Revenue and Expense
Year Ended June 30, 2024




	2024 Amended Annual Budget	2024 Annual Budget
Ministry Operating Grant Funded FTE's		
School-Age	2,176,193	2,107,125
Adult	55,750	13,625
Total Ministry Operating Grant Funded FTE's	2,231,943	2,120,750
Revenues	\$	\$
Provincial Grants		
Ministry of Education and Child Care	31,589,954	30,564,909
Other	94,992	34,200
Other Revenue	4,601,972	3,915,922
Rentals and Leases	65,860	88,878
Investment Income	422,250	309,091
Amortization of Deferred Capital Revenue	1,114,103	1,108,104
Total Revenue	37,889,131	36,021,104
Expenses		
Instruction	29,441,298	28,108,047
District Administration	1,865,675	1,991,948
Operations and Maintenance	6,392,098	5,901,132
Transportation and Housing	1,611,969	1,120,967
Total Expense	39,311,040	37,122,094
Net Revenue (Expense)	(1,421,909)	(1,100,990)
Budgeted Allocation (Retirement) of Surplus (Deficit)	713,279	503,986
Budgeted Surplus (Deficit), for the year	(708,630)	(597,004)
Budgeted Surplus (Deficit), for the year comprised of:		
Operating Fund Surplus (Deficit)		
Special Purpose Fund Surplus (Deficit)		
Capital Fund Surplus (Deficit)	(708,630)	(597,004)
Budgeted Surplus (Deficit), for the year	(708,630)	(597,004)

School District No. 58 (Nicola-Similkameen)

Amended Annual Budget - Revenue and Expense
 Year Ended June 30, 2024

	2024 Amended Annual Budget	2024 Annual Budget
Budget Bylaw Amount		
Operating - Total Expense	29,419,811	28,353,002
Special Purpose Funds - Total Expense	7,608,807	6,659,841
Special Purpose Funds - Tangible Capital Assets Purchased	74,240	155,143
Capital Fund - Total Expense	2,282,422	2,109,251
Capital Fund - Tangible Capital Assets Purchased from Local Capital	614,118	562,500
Total Budget Bylaw Amount	39,999,398	37,839,737

Approved by the Board

	21 Feb 24
Signature of the Chairperson of the Board of Education	Date Signed
	Feb 21 / 2024
Signature of the Superintendent	Date Signed
	Feb 21 / 2024
Signature of the Secretary Treasurer	Date Signed

School District No. 58 (Nicola-Similkameen)

Amended Annual Budget - Changes in Net Financial Assets (Debt)

Year Ended June 30, 2024

	2024 Amended Annual Budget	2024 Annual Budget
	\$	\$
Surplus (Deficit) for the year	(1,421,909)	(1,100,990)
Effect of change in Tangible Capital Assets		
Acquisition of Tangible Capital Assets		
From Operating and Special Purpose Funds	(74,240)	(155,143)
From Local Capital	(614,118)	(562,500)
From Deferred Capital Revenue	(4,954,502)	(3,312,421)
Total Acquisition of Tangible Capital Assets	(5,642,860)	(4,030,064)
Amortization of Tangible Capital Assets	1,975,510	1,960,251
Total Effect of change in Tangible Capital Assets	(3,667,350)	(2,069,813)
	-	-
(Increase) Decrease in Net Financial Assets (Debt)	(5,089,259)	(3,170,803)

School District No. 58 (Nicola-Similkameen)

Amended Annual Budget - Schedule of Changes in Accumulated Surplus (Deficit) by Fund
 Year Ended June 30, 2024

	Operating Fund	Special Purpose Fund	Capital Fund	2024 Amended Annual Budget
	\$	\$	\$	\$
Accumulated Surplus (Deficit), beginning of year	2,288,902		10,111,867	12,400,769
Changes for the year				
Net Revenue (Expense) for the year	(713,279)	74,240	(782,870)	(1,421,909)
Interfund Transfers				
Tangible Capital Assets Purchased		(74,240)	74,240	-
Net Changes for the year	<u>(713,279)</u>	<u>-</u>	<u>(708,630)</u>	<u>(1,421,909)</u>
Budgeted Accumulated Surplus (Deficit), end of year	<u><u>1,575,623</u></u>	<u><u>-</u></u>	<u><u>9,403,237</u></u>	<u><u>10,978,860</u></u>

School District No. 58 (Nicola-Similkameen)

Amended Annual Budget - Operating Revenue and Expense

Year Ended June 30, 2024

	2024 Amended Annual Budget	2024 Annual Budget
	\$	\$
Revenues		
Provincial Grants		
Ministry of Education and Child Care	24,688,033	24,404,925
Other	79,704	34,200
Other Revenue	3,529,222	3,111,922
Rentals and Leases	65,860	88,878
Investment Income	343,713	209,091
Total Revenue	28,706,532	27,849,016
Expenses		
Instruction	22,127,199	21,672,839
District Administration	1,762,502	1,871,368
Operations and Maintenance	4,198,556	3,929,281
Transportation and Housing	1,331,554	879,514
Total Expense	29,419,811	28,353,002
Net Revenue (Expense)	(713,279)	(503,986)
Budgeted Prior Year Surplus Appropriation	713,279	503,986
Budgeted Surplus (Deficit), for the year	-	-

School District No. 58 (Nicola-Similkameen)

Amended Annual Budget - Schedule of Operating Revenue by Source
Year Ended June 30, 2024

Schedule 2A

	2024 Amended Annual Budget	2024 Annual Budget
	\$	\$
Provincial Grants - Ministry of Education and Child Care		
Operating Grant, Ministry of Education and Child Care	26,967,695	26,668,220
ISC/LEA Recovery	(3,485,172)	(3,070,922)
Other Ministry of Education and Child Care Grants		
Pay Equity	120,216	120,216
Funding for Graduated Adults	53,674	30,966
Student Transportation Fund	170,292	170,292
Support Staff Benefits Grant	30,025	30,025
FSA Scorer Grant	7,506	7,506
Early Learning Framework (ELF) Implementation		369
Labour Settlement Funding	448,253	448,253
February/May 1701 Adjustments	375,544	
Total Provincial Grants - Ministry of Education and Child Care	24,688,033	24,404,925
Provincial Grants - Other	79,704	34,200
Other Revenues		
Funding from First Nations	3,485,172	3,070,922
Miscellaneous		
District Entered	44,050	41,000
Total Other Revenue	3,529,222	3,111,922
Rentals and Leases	65,860	88,878
Investment Income	343,713	209,091
Total Operating Revenue	28,706,532	27,849,016

School District No. 58 (Nicola-Similkameen)

Amended Annual Budget - Schedule of Operating Expense by Object
Year Ended June 30, 2024

Schedule 2B

	2024 Amended Annual Budget	2024 Annual Budget
	\$	\$
Salaries		
Teachers	8,941,968	9,510,322
Principals and Vice Principals	2,450,488	2,363,937
Educational Assistants	3,365,644	3,084,368
Support Staff	3,393,237	3,265,963
Other Professionals	1,380,139	1,280,395
Substitutes	970,000	774,939
Total Salaries	20,501,476	20,279,924
Employee Benefits	4,285,346	4,334,185
Total Salaries and Benefits	24,786,822	24,614,109
Services and Supplies		
Services	1,355,357	1,010,479
Student Transportation	256,531	160,000
Professional Development and Travel	320,857	290,000
Rentals and Leases	46,076	45,390
Dues and Fees	109,147	99,488
Insurance	93,448	72,225
Supplies	1,704,791	1,365,311
Utilities	746,782	696,000
Total Services and Supplies	4,632,989	3,738,893
Total Operating Expense	29,419,811	28,353,002

School District No. 58 (Nicola-Similkameen)

Amended Annual Budget - Operating Expense by Function, Program and Object

Year Ended June 30, 2024

	Teachers Salaries	Principals and Vice Principals Salaries	Educational Assistants Salaries	Support Staff Salaries	Other Professionals Salaries	Substitutes Salaries	Total Salaries
	\$	\$	\$	\$	\$	\$	\$
1 Instruction							
1.02 Regular Instruction	7,472,488	465,894		381,573	102,672	553,605	8,976,232
1.03 Career Programs							-
1.07 Library Services	103,515						103,515
1.08 Counselling	208,702						208,702
1.10 Special Education	1,157,263	156,476	2,626,117			130,054	4,069,910
1.31 Indigenous Education		82,430	739,527		65,461		887,418
1.41 School Administration		1,745,688		585,353		46,341	2,377,382
Total Function 1	8,941,968	2,450,488	3,365,644	966,926	168,133	730,000	16,623,159
4 District Administration							
4.11 Educational Administration					410,851		410,851
4.40 School District Governance					162,234		162,234
4.41 Business Administration				192,231	254,710		446,941
Total Function 4	-	-	-	192,231	827,795	-	1,020,026
5 Operations and Maintenance							
5.41 Operations and Maintenance Administration				28,108	300,587	5,000	333,695
5.50 Maintenance Operations				1,589,708		95,000	1,684,708
5.52 Maintenance of Grounds				124,170			124,170
5.56 Utilities							-
Total Function 5	-	-	-	1,741,986	300,587	100,000	2,142,573
7 Transportation and Housing							
7.41 Transportation and Housing Administration				18,412	83,624		102,036
7.70 Student Transportation				473,682		140,000	613,682
Total Function 7	-	-	-	492,094	83,624	140,000	715,718
9 Debt Services							
Total Function 9	-	-	-	-	-	-	-
Total Functions 1 - 9	8,941,968	2,450,488	3,365,644	3,393,237	1,380,139	970,000	20,501,476

School District No. 58 (Nicola-Similkameen)

Amended Annual Budget - Operating Expense by Function, Program and Object

Year Ended June 30, 2024

	Total Salaries	Employee Benefits	Total Salaries and Benefits	Services and Supplies	2024 Amended Annual Budget	2024 Annual Budget
	\$	\$	\$	\$	\$	\$
1 Instruction						
1.02 Regular Instruction	8,976,232	1,808,785	10,785,017	1,128,519	11,913,536	11,743,247
1.03 Career Programs	-	-	-	64,701	64,701	77,327
1.07 Library Services	103,515	22,773	126,288	53,875	180,163	208,257
1.08 Counselling	208,702	45,914	254,616	4,646	259,262	430,182
1.10 Special Education	4,069,910	886,276	4,956,186	378,838	5,335,024	4,803,388
1.31 Indigenous Education	887,418	195,232	1,082,650	343,280	1,425,930	1,402,200
1.41 School Administration	2,377,382	520,463	2,897,845	50,738	2,948,583	3,008,238
Total Function 1	16,623,159	3,479,443	20,102,602	2,024,597	22,127,199	21,672,839
4 District Administration						
4.11 Educational Administration	410,851	90,387	501,238	100,236	601,474	607,763
4.40 School District Governance	162,234	18,153	180,387	98,912	279,299	246,450
4.41 Business Administration	446,941	98,327	545,268	336,461	881,729	1,017,155
Total Function 4	1,020,026	206,867	1,226,893	535,609	1,762,502	1,871,368
5 Operations and Maintenance						
5.41 Operations and Maintenance Administration	333,695	73,056	406,751	82,707	489,458	330,865
5.50 Maintenance Operations	1,684,708	352,957	2,037,665	670,275	2,707,940	2,627,978
5.52 Maintenance of Grounds	124,170	25,367	149,537	104,839	254,376	274,438
5.56 Utilities	-	-	-	746,782	746,782	696,000
Total Function 5	2,142,573	451,380	2,593,953	1,604,603	4,198,556	3,929,281
7 Transportation and Housing						
7.41 Transportation and Housing Administration	102,036	22,447	124,483	2,376	126,859	65,351
7.70 Student Transportation	613,682	125,209	738,891	465,804	1,204,695	814,163
Total Function 7	715,718	147,656	863,374	468,180	1,331,554	879,514
9 Debt Services						
Total Function 9	-	-	-	-	-	-
Total Functions 1 - 9	20,501,476	4,285,346	24,786,822	4,632,989	29,419,811	28,353,002

School District No. 58 (Nicola-Similkameen)

Amended Annual Budget - Special Purpose Revenue and Expense
Year Ended June 30, 2024

	2024 Amended Annual Budget	2024 Annual Budget
	\$	\$
Revenues		
Provincial Grants		
Ministry of Education and Child Care	6,595,009	6,010,984
Other	15,288	
Other Revenue	1,072,750	804,000
Total Revenue	<u>7,683,047</u>	<u>6,814,984</u>
Expenses		
Instruction	7,314,099	6,435,208
District Administration	103,173	120,580
Operations and Maintenance	91,614	43,341
Transportation and Housing	99,921	60,712
Total Expense	<u>7,608,807</u>	<u>6,659,841</u>
Net Revenue (Expense)	<u>74,240</u>	<u>155,143</u>
Net Transfers (to) from other funds		
Tangible Capital Assets Purchased	(74,240)	(155,143)
Total Net Transfers	<u>(74,240)</u>	<u>(155,143)</u>
Budgeted Surplus (Deficit), for the year	<u>-</u>	<u>-</u>

School District No. 58 (Nicola-Similkameen)

Amended Annual Budget - Changes in Special Purpose Funds

Year Ended June 30, 2024

	Annual Facility Grant	Learning Improvement Fund	Special Education Equipment	School Generated Funds	Strong Start	Ready, Set, Learn	OLEP	CommunityLINK Fund - Overhead	Classroom Enhancement Fund - Overhead
	\$	\$	\$	\$	\$	\$	\$	\$	\$
Deferred Revenue, beginning of year	-	-	13,703	710,304	84,322	20,985	36,066	5,467	-
Add: Restricted Grants									
Provincial Grants - Ministry of Education and Child Care	125,854	100,943	-	1,000,000	128,000	14,700	407,364	317,363	330,403
Provincial Grants - Other									
Other				1,000,000					
Less: Allocated to Revenue Recovered									
Deferred Revenue, end of year	-	-	-	710,304	-	20,985	36,066	49,580	-
Revenues									
Provincial Grants - Ministry of Education and Child Care	125,854	100,943	13,703	1,000,000	212,322	14,700	407,364	273,250	330,403
Provincial Grants - Other									
Other Revenue				1,000,000					
Expenses									
Salaries									
Teachers									
Principals and Vice Principals							120,625	75,839	75,000
Educational Assistants		82,067			98,137		36,580	25,000	25,000
Support Staff							40,006	10,000	51,000
Other Professionals									72,000
Substitutes							3,720		
Employee Benefits		82,067			98,137		200,931	85,839	223,000
Services and Supplies	91,614	18,876	13,703	1,000,000	21,590	14,700	46,214	19,743	46,230
Tangible Capital Assets Purchased	91,614	100,943	13,703	1,000,000	92,595	14,700	160,219	167,668	21,173
Net Revenue (Expense) before Interfund Transfers	34,240	-	-	-	-	-	-	-	40,000
Interfund Transfers									
Tangible Capital Assets Purchased	(34,240)								(40,000)
Net Revenue (Expense)	-	-	-	-	-	-	-	-	-

School District No. 58 (Nicola-Similkameen)

Amended Annual Budget - Changes in Special Purpose Funds

Year Ended June 30, 2024

	Classroom Enhancement Fund - Staffing	Classroom Enhancement Fund - Remedies	First Nation Student Transportation	Mental Health in Schools	Changing Results for Young Children	Seamless Day Kindergarten	Student & Family Affordability	JUST B4	SEY2KT (Early Years to Kindergarten)
	\$	\$	\$	\$	\$	\$	\$	\$	
Deferred Revenue, beginning of year	-	2,012	24,314	67,617	18,572	55,400	16,172	25,000	14,228
Add: Restricted Grants									
Provincial Grants - Ministry of Education and Child Care	4,227,123	40,306	89,779	55,000	6,750	55,400	-	25,000	19,000
Provincial Grants - Other									
Other									
Less: Allocated to Revenue									
Recovered	4,227,123	40,306	99,921	63,387	6,750	68,811	16,172	25,000	19,000
Deferred Revenue, end of year	-	-	14,172	59,230	18,572	41,989	-	25,000	14,228
Revenues									
Provincial Grants - Ministry of Education and Child Care	4,227,123	40,306	99,921	63,387	6,750	68,811	16,172	25,000	19,000
Provincial Grants - Other									
Other Revenue									
Expenses									
Salaries									
Teachers	3,436,685								
Principals and Vice Principals		1,797				55,674			
Educational Assistants									
Support Staff									
Other Professionals									
Substitutes		1,797	41,310			55,674			
Employee Benefits	790,438	395	9,501			12,248			
Services and Supplies		38,114	49,110	63,387	6,750	889	16,172	25,000	19,000
Net Revenue (Expense) before Interfund Transfers	4,227,123	40,306	99,921	63,387	6,750	68,811	16,172	25,000	19,000
Interfund Transfers									
Tangible Capital Assets Purchased	-	-	-	-	-	-	-	-	-
Net Revenue (Expense)	-	-	-	-	-	-	-	-	-

School District No. 58 (Nicola-Similkameen)
 Amended Annual Budget - Changes in Special Purpose Funds
 Year Ended June 30, 2024

	ECL Early Care & Learning	Feeding Futures Fund	AREA Multicultural Program	Charitable Society	ASSAI	United Way	Health Career Dual Credit	TOTAL
	\$	\$	\$	\$	\$	\$	\$	\$
Deferred Revenue, beginning of year	32,849		23,141	203,266	31,863	29,398		1,414,679
Add: Restricted Grants								
Provincial Grants - Ministry of Education and Child Care	175,000	350,000					25,000	6,492,985
Provincial Grants - Other				54,500	29,884			29,884
Other	175,000	350,000		54,500	29,884		25,000	1,054,500
Less: Allocated to Revenue Recovered	175,000	350,000	5,000	67,750	15,288		25,000	7,683,047
Deferred Revenue, end of year	32,849	-	18,141	190,016	46,459	29,398	-	1,306,989
Revenues								
Provincial Grants - Ministry of Education and Child Care	175,000	350,000					25,000	6,595,009
Provincial Grants - Other				67,750	15,288			15,288
Other Revenue	175,000	350,000	5,000	67,750				1,072,750
Expenses								
Salaries								
Teachers								3,633,149
Principals and Vice Principals	133,914							208,914
Educational Assistants								299,255
Support Staff					8,295			109,301
Other Professionals								72,000
Substitutes								45,030
Employee Benefits	133,914				8,295			4,367,649
Services and Supplies	30,800				1,493			997,528
Tangible Capital Assets Purchased	10,286	350,000	5,000	67,750	5,500		25,000	2,243,630
Net Revenue (Expense) before Interfund Transfers	175,000	350,000	5,000	67,750	15,288	-	25,000	7,608,807
Interfund Transfers								
Tangible Capital Assets Purchased								(74,240)
Net Revenue (Expense)	-	-	-	-	-	-	-	(74,240)

School District No. 58 (Nicola-Similkameen)

Amended Annual Budget - Capital Revenue and Expense

Year Ended June 30, 2024

	2024 Amended Annual Budget			2024 Annual Budget
	Invested in Tangible Capital Assets	Local Capital	Fund Balance	
	\$	\$	\$	\$
Revenues				
Provincial Grants				
Ministry of Education and Child Care	306,912		306,912	149,000
Investment Income		78,537	78,537	100,000
Amortization of Deferred Capital Revenue	1,114,103		1,114,103	1,108,104
Total Revenue	1,421,015	78,537	1,499,552	1,357,104
Expenses				
Operations and Maintenance	306,912		306,912	149,000
Amortization of Tangible Capital Assets				
Operations and Maintenance	1,795,016		1,795,016	1,779,510
Transportation and Housing	180,494		180,494	180,741
Total Expense	2,282,422	-	2,282,422	2,109,251
Net Revenue (Expense)	(861,407)	78,537	(782,870)	(752,147)
Net Transfers (to) from other funds				
Tangible Capital Assets Purchased	74,240		74,240	155,143
Total Net Transfers	74,240	-	74,240	155,143
Other Adjustments to Fund Balances				
Tangible Capital Assets Purchased from Local Capital	614,118	(614,118)	-	
Total Other Adjustments to Fund Balances	614,118	(614,118)	-	
Budgeted Surplus (Deficit), for the year	(173,049)	(535,581)	(708,630)	(597,004)